

Savings Analysis

[Redacted Address]

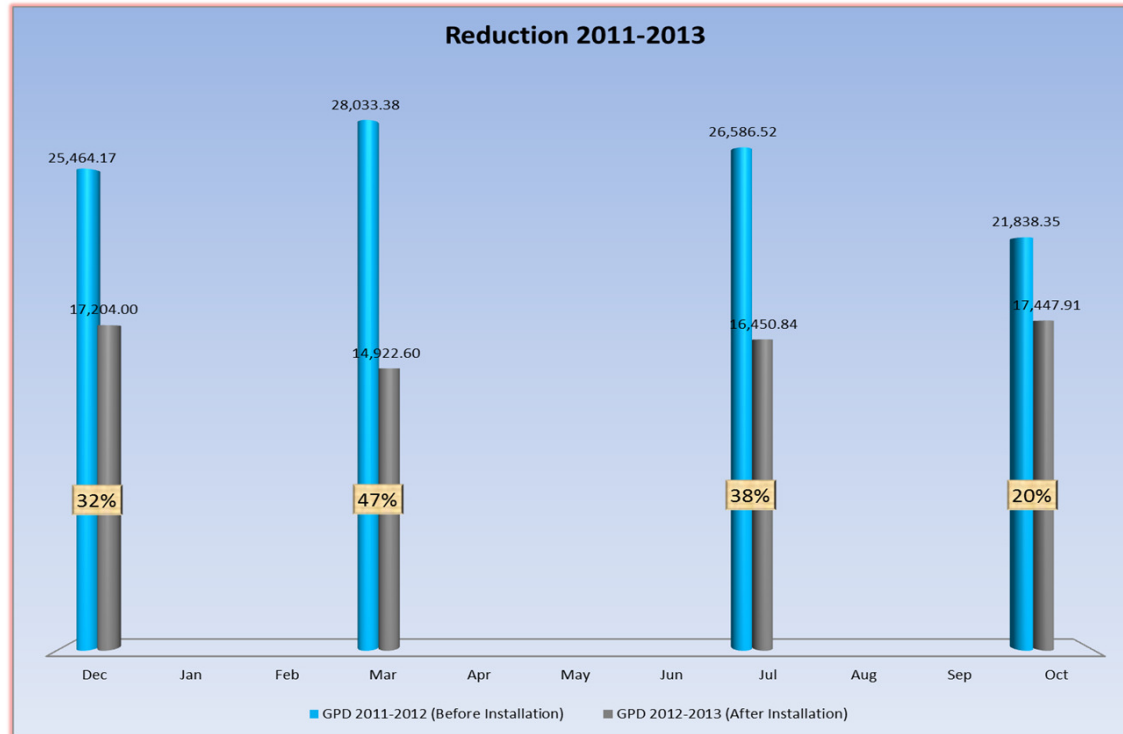
Brooklyn, NY 11223
Water conservation installation completed 9/27/2012

2012-2013

| Service Range | | Num. of days | Usage | | | | Charges | | | Price | | | Unit | | Reduction | | Price Reduction | | |
|---------------|------------|--------------|-------|---------|----------|---------|--------------|--------------|--------------|--------|------------|-----------|------------|-----------|------------|----------------|-----------------|-----|--------------|
| | | | CCF | Gallons | GPD | Reading | Water | Sewer | Total | CCF | Gallon | Per Day | # of Units | Price | Usage(CCF) | Usage(Gallons) | Total | % | Per Month |
| 10/31/2012 | 12/18/2012 | 48 | 1104 | 825792 | 17204 | 706600 | \$ 3,742.56 | \$ 5,950.67 | \$ 9,693.23 | \$8.78 | \$ 0.01174 | \$ 201.94 | 95 | \$ 102.03 | 11.62 | 8692.55 | 8260.17 | 32% | \$ 4,654.02 |
| 12/18/2012 | 3/8/2013 | 80 | 1596 | 1193808 | 14922.6 | 159600 | \$ 5,410.44 | \$ 8,602.60 | \$ 14,013.04 | \$8.78 | \$ 0.01174 | \$ 175.16 | 95 | \$ 147.51 | 16.80 | 12566.40 | 13110.78 | 47% | \$ 12,311.65 |
| 3/8/2013 | 7/31/2013 | 145 | 3189 | 2385372 | 16450.84 | 478500 | \$ 10,947.36 | \$ 17,406.30 | \$ 28,353.66 | \$8.89 | \$ 0.01189 | \$ 195.54 | 95 | \$ 298.46 | 33.57 | 25109.18 | 10135.68 | 38% | \$ 17,469.24 |
| 7/31/2013 | 10/31/2013 | 92 | 2146 | 1605208 | 17447.91 | 693100 | \$ 7,682.68 | \$ 12,215.46 | \$ 19,898.14 | \$9.27 | \$ 0.01240 | \$ 216.28 | 95 | \$ 209.45 | 22.59 | 16896.93 | 4390.43 | 20% | \$ 5,006.99 |

2011-2012

| Service Range | | Num. of days | Usage | | | | Charges | | | Price | | | Unit | | | |
|---------------|------------|--------------|-------|---------|----------|---------|--------------|--------------|--------------|--------|------------|-----------|------------|-----------|------------|----------------|
| | | | CCF | Gallons | GPD | Reading | Water | Sewer | Total | CCF | Gallon | Per Day | # of Units | Price | Usage(CCF) | Usage(Gallons) |
| 10/30/2011 | 1/31/2012 | 93 | 3166 | 2368168 | 25464.17 | 887200 | \$ 10,036.22 | \$ 15,957.59 | \$ 25,993.81 | \$8.21 | \$ 0.01098 | \$ 279.50 | 95 | \$ 273.62 | 33.33 | 24928.08 |
| 1/31/2012 | 4/30/2012 | 90 | 3373 | 2523004 | 28033.38 | 142600 | \$ 10,692.41 | \$ 17,000.93 | \$ 27,693.34 | \$8.21 | \$ 0.01098 | \$ 307.70 | 95 | \$ 291.51 | 35.51 | 26557.94 |
| 4/30/2012 | 7/31/2012 | 92 | 3270 | 2445960 | 26586.52 | 391700 | \$ 10,608.23 | \$ 16,867.08 | \$ 27,475.31 | \$8.40 | \$ 0.01123 | \$ 298.64 | 95 | \$ 289.21 | 34.42 | 25746.95 |
| 7/31/2012 | 10/31/2012 | 92 | 2686 | 2009128 | 21838.35 | 612300 | \$ 9,105.54 | \$ 14,477.81 | \$ 23,583.35 | \$8.78 | \$ 0.01174 | \$ 256.34 | 95 | \$ 248.25 | 28.27 | 21148.72 |



Total savings as of 10/31/2013: \$39,441.89

Average reduction: 34%

Savings Analysis

Elizabeth, NJ 07208

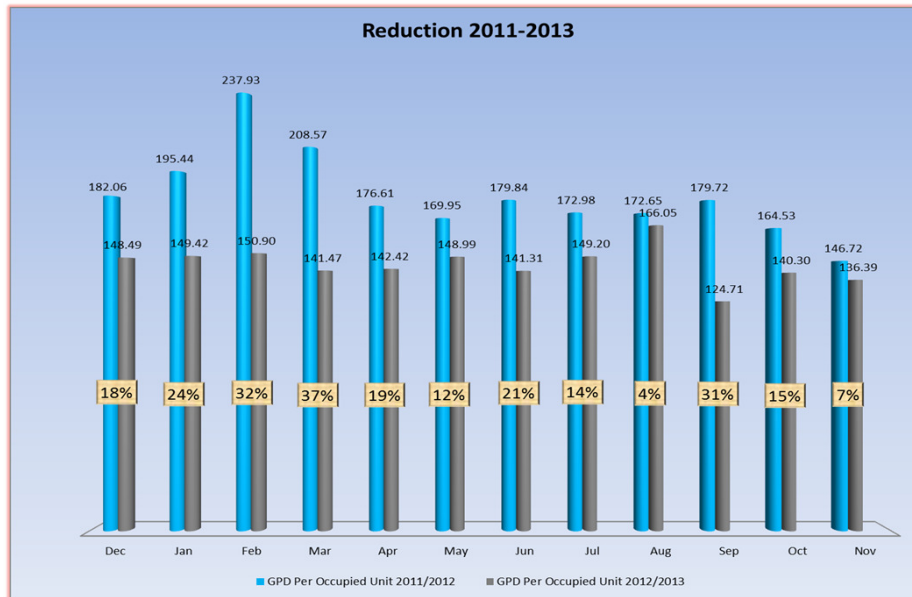
Water conservation installation completed 11/12/2012

2012-2013

| Service Range | Num. of days | Usage | | | | Charges | | | | Price | | | Unit | | | Reduction | | Price Reduction | | | |
|---------------|--------------|-------|---------|---------|----------|---------|-------------|-------------|-----------|--------------|---------|------------|---------------------|-------|------------|----------------|-----------|--------------------|-------|-------------|-------------|
| | | CCF | Gallons | GPD | Reading | Water | Sewer | Set | Total | CCF | Gallon | Per Day | # of Occupied Units | Price | Usage(CCF) | Usage(Gallons) | Usage GPD | Total GPD per unit | % | Per Month | |
| 11/16/2012 | 12/14/2012 | 28 | 1423 | 1064404 | 38014.43 | | \$ 5,643.50 | \$ 4,927.85 | \$ 328.48 | \$ 10,899.83 | \$ 7.43 | \$ 0.00993 | \$ 389.28 | 256 | \$ 42.58 | 4157.828 | 148.494 | 33.56 | 18% | \$ 2,389.39 | |
| 12/14/2012 | 1/16/2013 | 33 | 1648 | 1232704 | 37354.67 | | \$ 6,535.81 | \$ 5,707.02 | \$ 328.48 | \$ 12,571.31 | \$ 7.43 | \$ 0.00993 | \$ 380.95 | 250 | \$ 50.29 | 4930.816 | 149.419 | 46.02 | 24% | \$ 3,770.52 | |
| 1/16/2013 | 2/15/2013 | 30 | 1512 | 1127236 | 37574.53 | | \$ 5,996.49 | \$ 5,236.08 | \$ 328.48 | \$ 11,561.05 | \$ 7.43 | \$ 0.00996 | \$ 385.37 | 249 | \$ 46.43 | 6.072 | 4527.052 | 150.902 | 87.03 | 37% | \$ 6,478.03 |
| 2/15/2013 | 3/15/2013 | 28 | 1361 | 1018028 | 36358.14 | | \$ 5,397.62 | \$ 4,713.15 | \$ 328.48 | \$ 10,439.25 | \$ 7.43 | \$ 0.00993 | \$ 372.83 | 257 | \$ 40.62 | 5.296 | 3961.198 | 141.471 | 67.10 | 32% | \$ 4,795.63 |
| 3/15/2013 | 4/15/2013 | 31 | 1576 | 1178848 | 38027.35 | | \$ 6,250.28 | \$ 5,457.69 | \$ 328.48 | \$ 12,036.45 | \$ 7.43 | \$ 0.00993 | \$ 388.27 | 267 | \$ 45.08 | 5.903 | 4415.161 | 142.425 | 34.19 | 19% | \$ 2,810.30 |
| 4/15/2013 | 5/16/2013 | 31 | 1624 | 1214752 | 39185.55 | | \$ 6,440.65 | \$ 5,623.92 | \$ 328.48 | \$ 12,393.05 | \$ 7.43 | \$ 0.00993 | \$ 399.78 | 263 | \$ 47.12 | 6.175 | 4618.829 | 148.994 | 20.95 | 12% | \$ 1,696.48 |
| 5/16/2013 | 6/17/2013 | 32 | 1602 | 1198296 | 37446.75 | | \$ 6,352.60 | \$ 5,547.72 | \$ 329.27 | \$ 12,229.59 | \$ 7.43 | \$ 0.00993 | \$ 382.17 | 265 | \$ 46.15 | 6.045 | 4521.872 | 141.308 | 38.53 | 21% | \$ 3,244.97 |
| 6/17/2013 | 7/16/2013 | 29 | 1556 | 1163888 | 40134.07 | | \$ 6,219.25 | \$ 5,388.43 | \$ 329.90 | \$ 11,937.58 | \$ 7.46 | \$ 0.00997 | \$ 411.64 | 269 | \$ 44.38 | 5.784 | 4326.721 | 149.197 | 23.78 | 14% | \$ 1,849.93 |
| 7/16/2013 | 8/15/2013 | 30 | 1737 | 1299276 | 43672.02 | | \$ 6,987.97 | \$ 6,015.24 | \$ 329.90 | \$ 13,333.11 | \$ 7.49 | \$ 0.01001 | \$ 444.44 | 263 | \$ 50.70 | 6.605 | 4940.213 | 166.053 | 6.59 | 4% | \$ 520.58 |
| 8/15/2013 | 9/17/2013 | 33 | 1469 | 1098812 | 33297.33 | | \$ 5,909.82 | \$ 5,087.14 | \$ 329.90 | \$ 11,326.86 | \$ 7.49 | \$ 0.01001 | \$ 343.24 | 267 | \$ 42.42 | 5.502 | 4115.401 | 124.709 | 55.01 | 31% | \$ 4,850.52 |
| 9/17/2013 | 10/15/2013 | 28 | 1418 | 1060664 | 37880.86 | | \$ 5,704.64 | \$ 4,910.54 | \$ 329.90 | \$ 10,945.08 | \$ 7.49 | \$ 0.01001 | \$ 390.90 | 270 | \$ 40.54 | 5.252 | 3928.385 | 140.299 | 24.23 | 15% | \$ 1,833.38 |
| 10/15/2013 | 11/14/2013 | 30 | 1477 | 1104796 | 36826.53 | | \$ 5,942.00 | \$ 5,114.86 | \$ 329.90 | \$ 11,386.76 | \$ 7.49 | \$ 0.01001 | \$ 379.56 | 270 | \$ 42.17 | 5.470 | 4091.837 | 136.395 | 10.33 | 7% | \$ 837.28 |

2011-2012

| Service Range | Num. of days | Usage | | | | Charges | | | | Price | | | Unit | | | | | | | |
|---------------|--------------|-------|---------|---------|----------|---------|--------------|-------------|-----------|--------------|---------|------------|---------------------|-------|------------|----------------|-----------|---------|--|--|
| | | CCF | Gallons | GPD | Reading | Water | Sewer | Set | Total | CCF | Gallon | Per Day | # of Occupied Units | Price | Usage(CCF) | Usage(Gallons) | Usage GPD | | | |
| 11/16/2011 | 12/15/2011 | 29 | 1814 | 1356872 | 46788.69 | | \$ 6,907.05 | \$ 6,281.88 | \$ 327.06 | \$ 13,515.99 | \$ 7.27 | \$ 0.00972 | \$ 466.07 | 257 | \$ 52.59 | 7.058 | 5279.658 | 182.057 | | |
| 12/15/2011 | 1/13/2012 | 29 | 1917 | 1433916 | 49445.38 | | \$ 7,299.22 | \$ 6,638.57 | \$ 327.06 | \$ 14,264.85 | \$ 7.27 | \$ 0.00972 | \$ 491.89 | 253 | \$ 56.38 | 7.577 | 5667.652 | 195.436 | | |
| 1/13/2012 | 2/17/2012 | 35 | 2761 | 2065228 | 59006.51 | | \$ 10,512.86 | \$ 9,561.33 | \$ 327.06 | \$ 20,401.25 | \$ 7.27 | \$ 0.00972 | \$ 582.89 | 248 | \$ 82.26 | 11.133 | 8327.532 | 237.929 | | |
| 2/17/2012 | 3/15/2012 | 27 | 1837 | 1374076 | 50891.7 | | \$ 6,994.61 | \$ 6,361.53 | \$ 327.06 | \$ 13,683.20 | \$ 7.27 | \$ 0.00972 | \$ 506.79 | 244 | \$ 56.08 | 7.529 | 5631.459 | 208.573 | | |
| 3/15/2012 | 4/16/2012 | 32 | 1904 | 1424192 | 44506 | | \$ 7,249.73 | \$ 6,593.55 | \$ 327.06 | \$ 14,170.34 | \$ 7.27 | \$ 0.00972 | \$ 442.82 | 252 | \$ 56.23 | 7.556 | 5651.556 | 176.611 | | |
| 4/16/2012 | 5/16/2012 | 30 | 1704 | 1274592 | 42486.4 | | \$ 6,488.21 | \$ 5,900.94 | \$ 327.06 | \$ 12,716.21 | \$ 7.27 | \$ 0.00972 | \$ 423.87 | 250 | \$ 50.86 | 6.816 | 5098.368 | 169.946 | | |
| 5/16/2012 | 6/15/2012 | 30 | 1796 | 1343408 | 44780.27 | | \$ 6,838.49 | \$ 6,219.56 | \$ 327.06 | \$ 13,385.11 | \$ 7.27 | \$ 0.00972 | \$ 446.17 | 249 | \$ 53.76 | 7.213 | 5395.213 | 179.840 | | |
| 6/15/2012 | 7/17/2012 | 32 | 1850 | 1383800 | 43243.75 | | \$ 7,199.68 | \$ 6,406.56 | \$ 327.80 | \$ 13,934.04 | \$ 7.35 | \$ 0.00983 | \$ 435.44 | 250 | \$ 55.74 | 7.400 | 5535.200 | 172.975 | | |
| 7/17/2012 | 8/16/2012 | 30 | 1738 | 1300024 | 43334.13 | | \$ 6,892.77 | \$ 6,018.70 | \$ 328.48 | \$ 13,239.95 | \$ 7.43 | \$ 0.00993 | \$ 441.33 | 251 | \$ 52.75 | 6.924 | 5179.378 | 172.646 | | |
| 8/16/2012 | 9/15/2012 | 30 | 1838 | 1374824 | 45827.47 | | \$ 7,289.35 | \$ 6,364.99 | \$ 328.48 | \$ 13,982.82 | \$ 7.43 | \$ 0.00993 | \$ 466.09 | 255 | \$ 54.83 | 7.208 | 5391.467 | 179.716 | | |
| 9/15/2012 | 10/13/2012 | 28 | 1589 | 1188572 | 42449.00 | | \$ 6,301.83 | \$ 5,502.71 | \$ 328.48 | \$ 12,133.02 | \$ 7.43 | \$ 0.00993 | \$ 433.32 | 258 | \$ 47.03 | 6.159 | 4606.868 | 164.531 | | |
| 10/13/2012 | 11/16/2012 | 34 | 1734 | 1297032 | 38148.00 | | \$ 6,876.90 | \$ 6,004.84 | \$ 328.48 | \$ 13,210.22 | \$ 7.43 | \$ 0.00993 | \$ 388.54 | 260 | \$ 50.81 | 6.669 | 4988.585 | 146.723 | | |



Total Savings: \$35,077.00

Total Reduction: 19%

Savings Analysis

[REDACTED]

Jersey City, NJ 07304

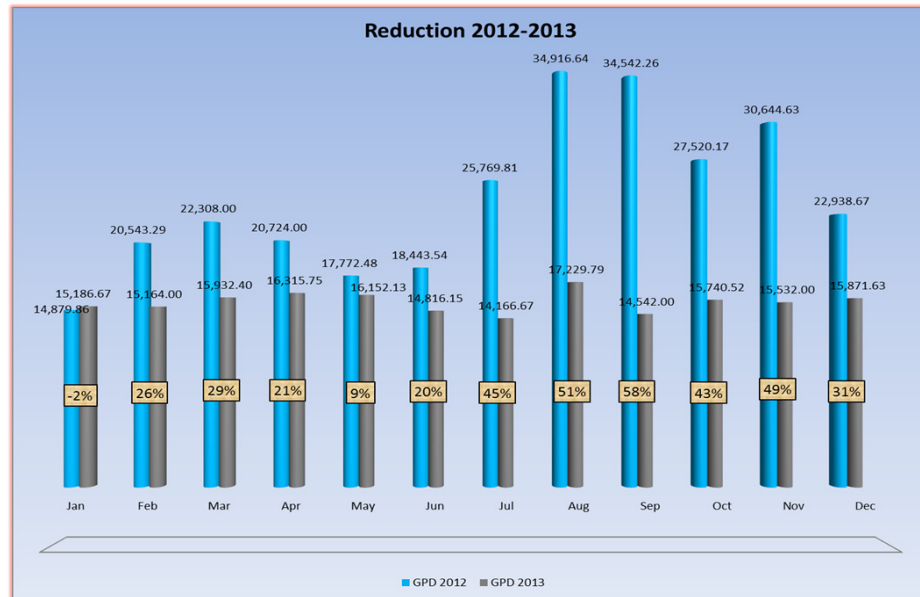
Water conservation installation completed 1/9/2013

2013

| Service Range | Num. of days | Usage | | | | Charges | | | | Price | | | Per Apartment | | | | Reduction | | Price Reduction | |
|---------------|--------------|-------|---------|--------|----------|---------|-------------|-------------|-----------|-------------|--------|-----------|---------------|-------|------------|----------------|-----------|----------|-------------------|-------------|
| | | CCF | Gallons | GPD | Reading | Water | Sewer | Set | Total | CCF | Gallon | Per Day | # of Units | Price | Usage(CCF) | Usage(Gallons) | Total GPD | % | Per Service Range | |
| 1/23/2013 | 2/25/2013 | 33 | 670 | 501160 | 15186.67 | 25638 | \$ 2,579.50 | \$ 3,517.50 | \$ 106.78 | \$ 6,203.78 | \$9.10 | \$ 0.0122 | \$ 187.99 | 68 | \$ 91.23 | 9.85 | 7370 | -306.81 | -2% | \$ (123.18) |
| 2/25/2013 | 3/19/2013 | 22 | 446 | 333608 | 15164.00 | 26084 | \$ 1,717.10 | \$ 2,341.50 | \$ 71.18 | \$ 4,129.78 | \$9.10 | \$ 0.0122 | \$ 187.72 | 68 | \$ 60.73 | 6.56 | 4906 | 5379.29 | 26% | \$ 1,439.75 |
| 3/19/2013 | 4/18/2013 | 30 | 639 | 477972 | 15932.40 | 26723 | \$ 2,460.15 | \$ 3,354.75 | \$ 97.07 | \$ 5,911.97 | \$9.10 | \$ 0.0122 | \$ 197.07 | 68 | \$ 86.94 | 9.40 | 7029 | 6375.60 | 29% | \$ 2,326.92 |
| 4/18/2013 | 5/20/2013 | 32 | 698 | 522104 | 16315.75 | 27421 | \$ 2,687.30 | \$ 3,664.50 | \$ 103.54 | \$ 6,455.34 | \$9.10 | \$ 0.0122 | \$ 201.73 | 68 | \$ 94.93 | 10.26 | 7678 | 4408.25 | 21% | \$ 1,716.15 |
| 5/20/2013 | 6/21/2013 | 32 | 691 | 516868 | 16152.13 | 28112 | \$ 2,660.35 | \$ 3,627.75 | \$ 103.54 | \$ 6,391.64 | \$9.10 | \$ 0.0122 | \$ 199.74 | 68 | \$ 93.99 | 10.16 | 7601 | 1620.36 | 9% | \$ 630.81 |
| 6/21/2013 | 7/17/2013 | 26 | 515 | 385220 | 14816.15 | 28627 | \$ 1,982.75 | \$ 2,703.75 | \$ 84.13 | \$ 4,770.63 | \$9.10 | \$ 0.0122 | \$ 183.49 | 68 | \$ 70.16 | 7.57 | 5665 | 3627.39 | 20% | \$ 1,147.38 |
| 7/17/2013 | 8/19/2013 | 33 | 625 | 467500 | 14166.67 | 29252 | \$ 2,406.25 | \$ 3,281.25 | \$ 106.78 | \$ 5,794.28 | \$9.10 | \$ 0.0122 | \$ 175.58 | 68 | \$ 85.21 | 9.19 | 6875 | 11603.14 | 45% | \$ 4,658.32 |
| 8/19/2013 | 9/17/2013 | 29 | 668 | 499664 | 17229.79 | 29920 | \$ 2,571.80 | \$ 3,507.00 | \$ 93.83 | \$ 6,172.63 | \$9.10 | \$ 0.0122 | \$ 212.85 | 68 | \$ 90.77 | 9.82 | 7348 | 17686.85 | 51% | \$ 6,240.05 |
| 9/17/2013 | 10/21/2013 | 34 | 661 | 494428 | 14542.00 | 30581 | \$ 2,544.85 | \$ 3,470.25 | \$ 110.01 | \$ 6,125.11 | \$9.10 | \$ 0.0122 | \$ 180.15 | 68 | \$ 90.08 | 9.72 | 7271 | 20000.26 | 58% | \$ 8,272.83 |
| 10/21/2013 | 11/13/2013 | 23 | 484 | 362032 | 15740.52 | 31065 | \$ 1,863.40 | \$ 2,541.00 | \$ 74.42 | \$ 4,478.82 | \$9.10 | \$ 0.0122 | \$ 194.73 | 68 | \$ 65.87 | 7.12 | 5324 | 11779.64 | 43% | \$ 3,296.10 |
| 11/13/2013 | 12/17/2013 | 34 | 706 | 528088 | 15532.00 | 26723 | \$ 2,718.10 | \$ 3,706.50 | \$ 110.01 | \$ 6,534.61 | \$9.10 | \$ 0.0122 | \$ 192.19 | 68 | \$ 96.10 | 10.38 | 7766 | 15112.63 | 49% | \$ 6,251.13 |
| 12/17/2013 | 1/18/2014 | 32 | 679 | 507892 | 15871.63 | 32450 | \$ 2,667.62 | \$ 3,641.14 | \$ 103.54 | \$ 6,308.76 | \$9.29 | \$ 0.0124 | \$ 197.15 | 68 | \$ 92.78 | 9.99 | 7469 | 7067.04 | 31% | \$ 2,809.06 |

2012

| Service Range | Num. of days | Usage | | | | Charges | | | | Price | | | Per Apartment | | | | | | | |
|---------------|--------------|-------|---------|---------|----------|---------|-------------|-------------|-----------|--------------|--------|------------|---------------|-------|------------|----------------|-------|--|--|--|
| | | CCF | Gallons | GPD | Reading | Water | Sewer | Set | Total | CCF | Gallon | Per Day | # of Units | Price | Usage(CCF) | Usage(Gallons) | | | | |
| 1/18/2012 | 2/15/2012 | 28 | 557 | 416636 | 14879.86 | 13452 | \$ 2,066.47 | \$ 2,818.42 | \$ 90.60 | \$ 4,975.49 | \$8.77 | \$ 0.01172 | \$ 177.70 | 68 | \$ 73.17 | 8.19 | 6127 | | | |
| 2/15/2012 | 3/14/2012 | 28 | 769 | 575212 | 20543.29 | 14221 | \$ 2,852.99 | \$ 3,891.14 | \$ 90.60 | \$ 6,834.73 | \$8.77 | \$ 0.01172 | \$ 244.10 | 68 | \$ 100.51 | 11.31 | 8459 | | | |
| 3/14/2012 | 4/17/2012 | 34 | 1014 | 758472 | 22308.00 | 15235 | \$ 3,761.94 | \$ 5,130.84 | \$ 110.01 | \$ 9,002.79 | \$8.77 | \$ 0.01172 | \$ 264.79 | 68 | \$ 132.39 | 14.91 | 11154 | | | |
| 4/17/2012 | 5/21/2012 | 34 | 942 | 704616 | 20724.00 | 16177 | \$ 3,494.82 | \$ 4,766.52 | \$ 110.01 | \$ 8,371.35 | \$8.77 | \$ 0.01172 | \$ 246.22 | 68 | \$ 123.11 | 13.85 | 10362 | | | |
| 5/21/2012 | 6/15/2012 | 25 | 594 | 444312 | 17772.48 | 16771 | \$ 2,203.74 | \$ 3,005.64 | \$ 80.89 | \$ 5,290.27 | \$8.77 | \$ 0.01172 | \$ 211.61 | 68 | \$ 77.80 | 8.74 | 6534 | | | |
| 6/15/2012 | 7/20/2012 | 35 | 863 | 645524 | 18443.54 | 17634 | \$ 3,201.73 | \$ 4,366.78 | \$ 113.25 | \$ 7,681.76 | \$8.77 | \$ 0.01172 | \$ 219.48 | 68 | \$ 112.97 | 12.69 | 9493 | | | |
| 7/20/2012 | 8/20/2012 | 31 | 1068 | 798864 | 25769.81 | 18702 | \$ 3,962.28 | \$ 5,404.08 | \$ 80.89 | \$ 9,447.25 | \$8.77 | \$ 0.01172 | \$ 304.75 | 68 | \$ 138.93 | 15.71 | 11748 | | | |
| 8/20/2012 | 9/14/2012 | 25 | 1167 | 872916 | 34916.64 | 19869 | \$ 4,329.57 | \$ 5,905.02 | \$ 80.89 | \$ 10,315.48 | \$8.77 | \$ 0.01172 | \$ 412.62 | 68 | \$ 151.70 | 17.16 | 12837 | | | |
| 9/14/2012 | 10/23/2012 | 39 | 1801 | 1347148 | 34542.26 | 21670 | \$ 6,681.71 | \$ 9,113.06 | \$ 126.19 | \$ 15,920.96 | \$8.77 | \$ 0.01172 | \$ 408.23 | 68 | \$ 234.13 | 26.49 | 19811 | | | |
| 10/23/2012 | 11/16/2012 | 24 | 883 | 660484 | 27520.17 | 22553 | \$ 3,275.93 | \$ 4,467.98 | \$ 77.66 | \$ 7,821.57 | \$8.77 | \$ 0.01172 | \$ 325.90 | 68 | \$ 115.02 | 12.99 | 9713 | | | |
| 11/16/2012 | 12/18/2012 | 32 | 1311 | 980628 | 30644.63 | 23864 | \$ 4,863.81 | \$ 6,633.66 | \$ 103.54 | \$ 11,601.01 | \$8.77 | \$ 0.01172 | \$ 362.53 | 68 | \$ 170.60 | 19.28 | 14421 | | | |
| 12/18/2012 | 1/23/2013 | 36 | 1104 | 825792 | 22938.67 | 24968 | \$ 4,194.58 | \$ 5,720.25 | \$ 116.48 | \$ 10,031.31 | \$8.98 | \$ 0.01201 | \$ 278.65 | 68 | \$ 147.52 | 16.24 | 12144 | | | |
| 12/18/2012 | 1/23/2013 | 36 | 1104 | 825792 | 22938.67 | 24968 | \$ 4,194.58 | \$ 5,720.25 | \$ 116.48 | \$ 10,031.31 | \$8.98 | \$ 0.01201 | \$ 278.65 | 68 | \$ 147.52 | 16.24 | 12144 | | | |



Total savings as of 12/17/2013: \$38,665.33
Average reduction: 32%

Savings Analysis

Hatboro, PA 19040

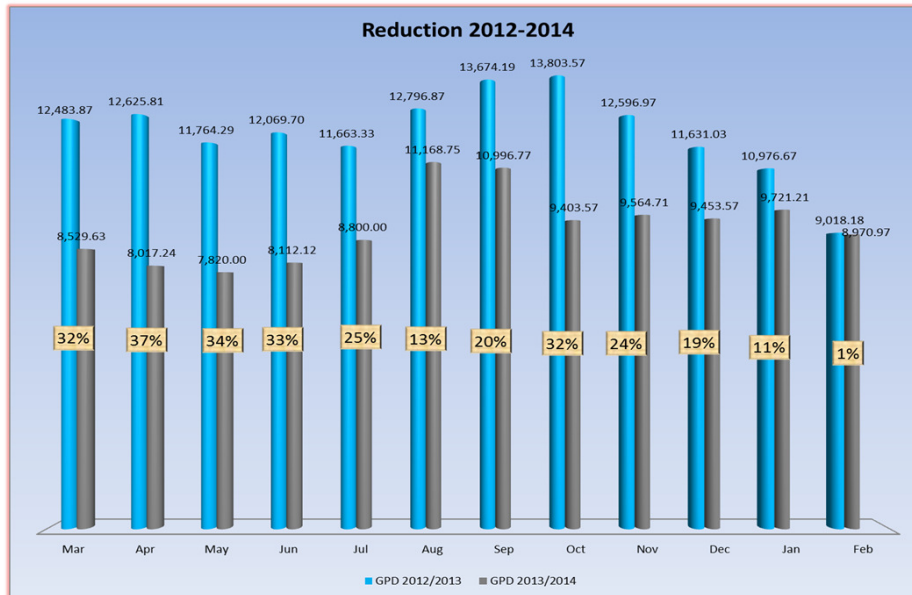
Water conservation installation completed 2/14/2013

2013/2014

| Service Range | Num. of days | Usage | | | | Charges | | | | Price | | | Unit | | Reduction | | Price Reduction | | |
|---------------|--------------|-------|---------|--------|----------|-------------|-------------|-----------|-------------|---------|------------|-----------|------------|----------|------------|----------------|-----------------|-----|-------------|
| | | CCF | Gallons | GPD | Reading | Water | Sewer | Set | Total | CCF | Gallon | Per Day | # of Units | Price | Usage(CCF) | Usage(Gallons) | Total | % | Per Month |
| 2/20/2013 | 3/19/2013 | 27 | 308 | 230300 | 8529.63 | \$ 1,740.43 | \$ 1,791.73 | \$ 418.00 | \$ 3,532.16 | \$11.47 | \$ 0.01534 | \$ 130.82 | 101 | \$ 34.97 | 3.05 | 2280.20 | 3954.24 | 32% | \$ 1,637.47 |
| 3/19/2013 | 4/17/2013 | 29 | 311 | 232500 | 8017.24 | \$ 1,756.46 | \$ 1,808.85 | \$ 418.00 | \$ 3,565.31 | \$11.47 | \$ 0.01533 | \$ 122.94 | 101 | \$ 35.30 | 3.08 | 2301.98 | 4608.57 | 37% | \$ 2,049.45 |
| 4/17/2013 | 5/17/2013 | 30 | 314 | 234600 | 7820.00 | \$ 1,771.76 | \$ 1,825.19 | \$ 418.00 | \$ 3,596.95 | \$11.47 | \$ 0.01533 | \$ 119.90 | 101 | \$ 35.61 | 3.11 | 2322.77 | 3944.29 | 34% | \$ 1,814.24 |
| 5/17/2013 | 6/19/2013 | 33 | 358 | 267700 | 8112.12 | \$ 2,013.00 | \$ 2,082.71 | \$ 418.00 | \$ 4,095.71 | \$11.44 | \$ 0.01530 | \$ 124.11 | 101 | \$ 40.55 | 3.54 | 2650.50 | 3957.58 | 33% | \$ 1,998.13 |
| 6/19/2013 | 7/18/2013 | 29 | 341 | 255200 | 8800.00 | \$ 1,921.90 | \$ 1,985.46 | \$ 418.00 | \$ 3,907.36 | \$11.45 | \$ 0.01531 | \$ 134.74 | 101 | \$ 38.69 | 3.38 | 2526.73 | 2863.33 | 25% | \$ 1,271.37 |
| 7/18/2013 | 8/19/2013 | 32 | 478 | 357400 | 11168.75 | \$ 2,651.79 | \$ 2,780.57 | \$ 418.00 | \$ 5,432.36 | \$11.37 | \$ 0.01520 | \$ 169.76 | 101 | \$ 53.79 | 4.73 | 3538.61 | 1628.13 | 13% | \$ 791.90 |
| 8/19/2013 | 9/19/2013 | 31 | 456 | 340900 | 10996.77 | \$ 2,541.77 | \$ 2,652.20 | \$ 418.00 | \$ 5,193.97 | \$11.40 | \$ 0.01524 | \$ 167.55 | 101 | \$ 51.43 | 4.51 | 3375.25 | 2677.42 | 20% | \$ 1,264.59 |
| 9/19/2013 | 10/17/2013 | 28 | 352 | 263300 | 9403.57 | \$ 1,980.93 | \$ 2,048.47 | \$ 418.00 | \$ 4,029.40 | \$11.45 | \$ 0.01530 | \$ 143.91 | 101 | \$ 39.90 | 3.49 | 2606.93 | 4400.00 | 32% | \$ 1,885.39 |
| 10/17/2013 | 11/20/2013 | 34 | 435 | 325200 | 9564.71 | \$ 2,432.06 | \$ 2,530.06 | \$ 418.00 | \$ 4,962.12 | \$11.41 | \$ 0.01526 | \$ 145.94 | 101 | \$ 49.13 | 4.30 | 3219.80 | 3032.26 | 24% | \$ 1,573.12 |
| 11/20/2013 | 12/18/2013 | 28 | 354 | 264700 | 9453.57 | \$ 1,991.13 | \$ 2,059.37 | \$ 418.00 | \$ 4,050.50 | \$11.45 | \$ 0.01530 | \$ 144.66 | 101 | \$ 40.10 | 3.50 | 2620.79 | 2177.46 | 19% | \$ 932.96 |
| 12/18/2013 | 1/20/2014 | 33 | 429 | 320800 | 9721.21 | \$ 2,399.99 | \$ 2,495.82 | \$ 418.00 | \$ 4,895.81 | \$11.42 | \$ 0.01526 | \$ 148.36 | 101 | \$ 48.47 | 4.25 | 3176.24 | 1255.45 | 11% | \$ 632.27 |
| 1/20/2014 | 2/20/2014 | 31 | 372 | 278100 | 8970.97 | \$ 2,088.79 | \$ 2,163.62 | \$ 418.00 | \$ 4,252.41 | \$11.44 | \$ 0.01529 | \$ 137.17 | 101 | \$ 42.10 | 3.68 | 2753.47 | 47.21 | 1% | \$ 22.38 |

2012/2013

| Service Range | Num. of days | Usage | | | | Charges | | | | Price | | | Unit | | | |
|---------------|--------------|-------|---------|--------|----------|-------------|-------------|-----------|-------------|---------|------------|-----------|------------|----------|------------|----------------|
| | | CCF | Gallons | GPD | Reading | Water | Sewer | Set | Total | CCF | Gallon | Per Day | # of Units | Price | Usage(CCF) | Usage(Gallons) |
| 2/17/2012 | 3/19/2012 | 31 | 517 | 387000 | 12483.87 | \$ 2,739.98 | \$ 2,786.40 | \$ 392.00 | \$ 5,918.38 | \$10.68 | \$ 0.01428 | \$ 190.92 | 101 | \$ 58.60 | 5.12 | 3831.68 |
| 3/19/2012 | 4/19/2012 | 31 | 523 | 391400 | 12625.81 | \$ 2,762.86 | \$ 2,818.08 | \$ 392.00 | \$ 5,972.94 | \$10.67 | \$ 0.01426 | \$ 192.68 | 101 | \$ 59.14 | 5.18 | 3875.25 |
| 4/19/2012 | 5/17/2012 | 28 | 440 | 329400 | 11764.29 | \$ 2,367.99 | \$ 2,371.68 | \$ 392.00 | \$ 5,131.67 | \$10.76 | \$ 0.01439 | \$ 183.27 | 101 | \$ 50.81 | 4.36 | 3261.39 |
| 5/17/2012 | 6/19/2012 | 33 | 532 | 398300 | 12069.70 | \$ 2,690.87 | \$ 2,867.76 | \$ 418.00 | \$ 5,976.63 | \$10.44 | \$ 0.01396 | \$ 181.11 | 101 | \$ 59.17 | 5.27 | 3943.56 |
| 6/19/2012 | 7/19/2012 | 30 | 468 | 349900 | 11663.33 | \$ 2,606.61 | \$ 2,519.28 | \$ 418.00 | \$ 5,543.89 | \$10.96 | \$ 0.01465 | \$ 184.80 | 101 | \$ 54.89 | 4.63 | 3464.36 |
| 7/19/2012 | 8/20/2012 | 32 | 547 | 409500 | 12796.87 | \$ 3,004.66 | \$ 2,948.40 | \$ 418.00 | \$ 6,371.06 | \$10.87 | \$ 0.01454 | \$ 199.10 | 101 | \$ 63.08 | 5.42 | 4054.46 |
| 8/20/2012 | 9/20/2012 | 31 | 567 | 423900 | 13674.19 | \$ 3,100.83 | \$ 3,052.08 | \$ 418.00 | \$ 6,570.91 | \$10.86 | \$ 0.01452 | \$ 211.96 | 101 | \$ 65.06 | 5.61 | 4197.03 |
| 9/20/2012 | 10/18/2012 | 28 | 517 | 386500 | 13803.57 | \$ 2,845.83 | \$ 2,852.83 | \$ 418.00 | \$ 6,046.63 | \$10.89 | \$ 0.01456 | \$ 215.95 | 101 | \$ 59.87 | 5.12 | 3826.73 |
| 10/18/2012 | 11/20/2012 | 33 | 556 | 415700 | 12596.97 | \$ 3,046.02 | \$ 2,993.04 | \$ 418.00 | \$ 6,457.06 | \$10.87 | \$ 0.01453 | \$ 195.67 | 101 | \$ 63.93 | 5.50 | 4115.84 |
| 11/20/2012 | 12/19/2012 | 29 | 451 | 337300 | 11631.03 | \$ 2,517.76 | \$ 2,428.56 | \$ 418.00 | \$ 5,364.32 | \$10.97 | \$ 0.01466 | \$ 184.98 | 101 | \$ 53.11 | 4.46 | 3339.60 |
| 12/19/2012 | 1/18/2013 | 30 | 440 | 329300 | 10976.67 | \$ 2,461.94 | \$ 2,370.96 | \$ 418.00 | \$ 5,250.90 | \$10.98 | \$ 0.01468 | \$ 175.03 | 101 | \$ 51.99 | 4.36 | 3260.40 |
| 1/18/2013 | 2/20/2013 | 33 | 398 | 297600 | 9018.18 | \$ 2,230.91 | \$ 2,142.72 | \$ 418.00 | \$ 4,791.63 | \$10.99 | \$ 0.01470 | \$ 145.20 | 101 | \$ 47.44 | 3.94 | 2946.53 |



Total savings as of 2/20/2014: \$15,873.29

Average reduction: 23%